

# Aliviar e Ajudar

Letra:  
Josmar Arrais

Música:  
Flávio Santos

1

Ho - je é um di - a es - pe - cial Te - nho tan - to a a - gra - de - cer Com vo -  
O sa - ber vou pra - ti - car Que - ro a vi - da me - lho - rar Com es -

6

cê vou di - vi - dir A e - mo - ção de es - tar a - qui Nes - te ins - tan - te que - ro a Deus  
for - ço com - ple - tar A mis - são de con - for - tar. Ca - da ros - to que - ro ver

11

Mi - nha vi - da con - sa - grar Que - ro a E - le meu di - plo - ma de - di -  
Ca - da dor que - ro sen - tir E a a - le - gri - a do a - lí - vio par - ti -

Aliviar e Ajudar - 2

16

car. lhar. A - li-viar, A - li-viar, A - ju-dar, A - ju-dar, To-da\_a

The first system of music consists of a vocal line and a piano accompaniment. The vocal line starts with a treble clef and a key signature of one flat. It begins with a half rest, followed by a quarter note G4, a quarter note A4, and a quarter note Bb4. This is followed by a half note G4, a half note F4, and a half note E4. The lyrics 'car. lhar.' are placed below the first two notes. The phrase 'A - li-viar,' is repeated twice, each starting with a quarter note G4, a quarter note A4, and a quarter note Bb4. The phrase 'A - ju-dar,' is repeated twice, each starting with a quarter note G4, a quarter note A4, and a quarter note Bb4. The system ends with a half note G4 and a half note F4, with the lyrics 'To-da\_a' below. The piano accompaniment starts with a bass clef and a key signature of one flat. It begins with a half note G3, a half note F3, and a half note E3. This is followed by a quarter note G3, a quarter note F3, and a quarter note E3. The accompaniment continues with a series of chords and moving lines in both hands.

16

The piano accompaniment for the first system continues from the previous system. It features a series of chords and moving lines in both hands, providing harmonic support for the vocal line.

22

dor mi - ni - mi-zar Com meu jei - to de a - gir, A - li-viar, A - li-viar,

The second system of music consists of a vocal line and a piano accompaniment. The vocal line starts with a treble clef and a key signature of one flat. It begins with a half note G4, a half note F4, and a half note E4. This is followed by a quarter note G4, a quarter note F4, and a quarter note E4. The lyrics 'dor mi - ni - mi-zar' are placed below the first three notes. The phrase 'Com meu jei - to de a - gir,' is followed by a quarter note G4, a quarter note F4, and a quarter note E4. The phrase 'A - li-viar,' is repeated twice, each starting with a quarter note G4, a quarter note A4, and a quarter note Bb4. The system ends with a half note G4 and a half note F4, with the lyrics 'A - li-viar,' below. The piano accompaniment starts with a bass clef and a key signature of one flat. It begins with a half note G3, a half note F3, and a half note E3. This is followed by a quarter note G3, a quarter note F3, and a quarter note E3. The accompaniment continues with a series of chords and moving lines in both hands.

22

The piano accompaniment for the second system continues from the previous system. It features a series of chords and moving lines in both hands, providing harmonic support for the vocal line.

27

A - ju-dar, A - ju-dar, To-da\_a dor mi - ni - mi-zar Com meu

The third system of music consists of a vocal line and a piano accompaniment. The vocal line starts with a treble clef and a key signature of one flat. It begins with a half note G4, a half note F4, and a half note E4. This is followed by a quarter note G4, a quarter note F4, and a quarter note E4. The lyrics 'A - ju-dar,' are placed below the first three notes. The phrase 'A - ju-dar,' is followed by a quarter note G4, a quarter note F4, and a quarter note E4. The phrase 'To-da\_a dor mi - ni - mi-zar' is followed by a quarter note G4, a quarter note F4, and a quarter note E4. The system ends with a half note G4 and a half note F4, with the lyrics 'Com meu' below. The piano accompaniment starts with a bass clef and a key signature of one flat. It begins with a half note G3, a half note F3, and a half note E3. This is followed by a quarter note G3, a quarter note F3, and a quarter note E3. The accompaniment continues with a series of chords and moving lines in both hands.

27

The piano accompaniment for the third system continues from the previous system. It features a series of chords and moving lines in both hands, providing harmonic support for the vocal line.


Aliviar e Ajudar - 3

32  
jei - to de a - gir, A - li - viar, A - ju - dar. (2. Osa)




A - li - viar A - ju - dar


32



38  
A - li - viar, A - li - viar, A - ju - dar, A - ju - dar,




38



43  
To-da\_a dor mi - ni - mi - zar Com meu jei - to de a - gir. A - li - viar,



43



Aliviar e Ajudar - 4

48

A - li - viar, A - ju - dar, A - ju - dar, To - da\_a dor mi - ni - mi - zar

The first system of music consists of a vocal line and a piano accompaniment. The vocal line is written in a treble clef with a key signature of one sharp (F#) and a common time signature. It begins with a rest, followed by the lyrics 'A - li - viar, A - ju - dar, A - ju - dar, To - da\_a dor mi - ni - mi - zar'. The piano accompaniment is written in a bass clef with the same key signature and time signature, providing harmonic support for the vocal line.

48

The piano accompaniment for the first system, showing the right and left hand parts. The right hand features chords and moving lines, while the left hand provides a steady bass line.

53

Com meu jei - to de a - gir A - li - viar, A - ju - dar

A - li - viar

The second system of music continues the vocal line and piano accompaniment. The vocal line starts with the lyrics 'Com meu jei - to de a - gir A - li - viar, A - ju - dar' and ends with 'A - li - viar'. The piano accompaniment continues to support the vocal melody.

53

The piano accompaniment for the second system, showing the right and left hand parts. The right hand features chords and moving lines, while the left hand provides a steady bass line.

58

A - li - viar.

A - judar.

The third system of music concludes the vocal line and piano accompaniment. The vocal line starts with 'A - li - viar.' and ends with 'A - judar.'. The piano accompaniment provides the final harmonic support.

58

The piano accompaniment for the third system, showing the right and left hand parts. The right hand features chords and moving lines, while the left hand provides a steady bass line.